

**GENERAL HVAC NOTES**

- 1.VISIT THE SITE PRIOR TO SUBMITTING A BID. DETERMINE THE CHARACTERISTICS OF EXISTING FACILITIES WHICH WILL AFFECT PERFORMANCE OF THE WORK, BUT WHICH ARE NOT SHOWN ON THE DRAWINGS.
- 2.PROVIDE ALL LABOR PERMITS, MATERIAL, TOOLS, SUPPLIES, EQUIPMENT TO INSTALL A COMPLETE AND OPERATING AIR CONDITIONING SYSTEM. INSTALLATION SHALL BE IN ACCORDANCE WITH LOCAL CODES.
- 3.PAY ALL COSTS OF PERMIT INSPECTIONS AND ALL OTHER COSTS INCIDENTAL TO THE COMPLETION AND TESTING OF THIS WORK.
- 4.CONTRACTOR SHALL SUBMIT, FOR APPROVAL FIVE (5) COPIES OF MANUFACTURERS DRAWINGS FOR EACH PIECE OF EQUIPMENT AND CONTROLS INCLUDED IN CONTRACT.
- 5.ALL CONDITIONED AIR DUCTWORK SHALL BE FIBERGLASS, R=4.2 MIN. ALL EXHAUST AIR DUCTWORK SHALL BE GALVANIZED STEEL.
- 6.THE CONTRACTOR SHALL FURNISH A WRITTEN WARRANTY THAT SHALL GUARANTEE ALL WORKMANSHIP AND MATERIALS FOR ONE (1) YEAR FROM THE DATE OF FINAL ACCEPTANCE BY THE ARCHITECT. ANY BREAK-DOWN OCCURRING IN THE FIRST YEAR SHALL BE REPAIRED AT NO COST TO THE OWNER. A/C COMPRESSORS SHALL HAVE A 5-YEAR GUARANTEE.
- 7.PROVIDE & INSTALL ALL CONTACTORS, RELAYS, AND CONTROLS.
8. THE DESIGN & INSTALLATION OF THE MECHANICAL SYSTEMS & ALL APPURTENANCES SHALL COMPLY STRICTLY WITH THE APPLICABLE PROVISIONS OF THE FLORIDA BUILDING MECHANICAL CODE & THE LOCAL AMENDMENTS TO THE FLORIDA BUILDING MECHANICAL CODE.
- 9.COORDINATE LOCATION OF CEILING DIFFUSERS, GRILLES AND REGISTERS IN THE FIELD WITH LIGHTS AND ARCHITECTURAL ELEMENTS.
- 10.COORDINATE LOCATION OF AHU'S, THERMOSTATS, FANS AND DUCTWORK WITH BUILDING STRUCTURE AND OTHER TRADES SO THAT NO INTERFERENCES OCCUR.
- 11.MECHANICAL PLANS IN GENERAL, ARE DIAGRAMMATIC IN NATURE, AND ARE TO BE READ IN CONJUNCTION WITH ARCHITECTURAL, PLUMBING, ELECTRICAL AND STRUCTURAL PLANS. DUCT BENDS AND TRANSITIONS WILL BE REQUIRED TO PROVIDE AND INSTALL A COMPLETE FUNCTIONAL SYSTEM AND SHALL BE PROVIDED BY THE CONTRACTOR AT NO ADDITIONAL COST TO THE OWNER.

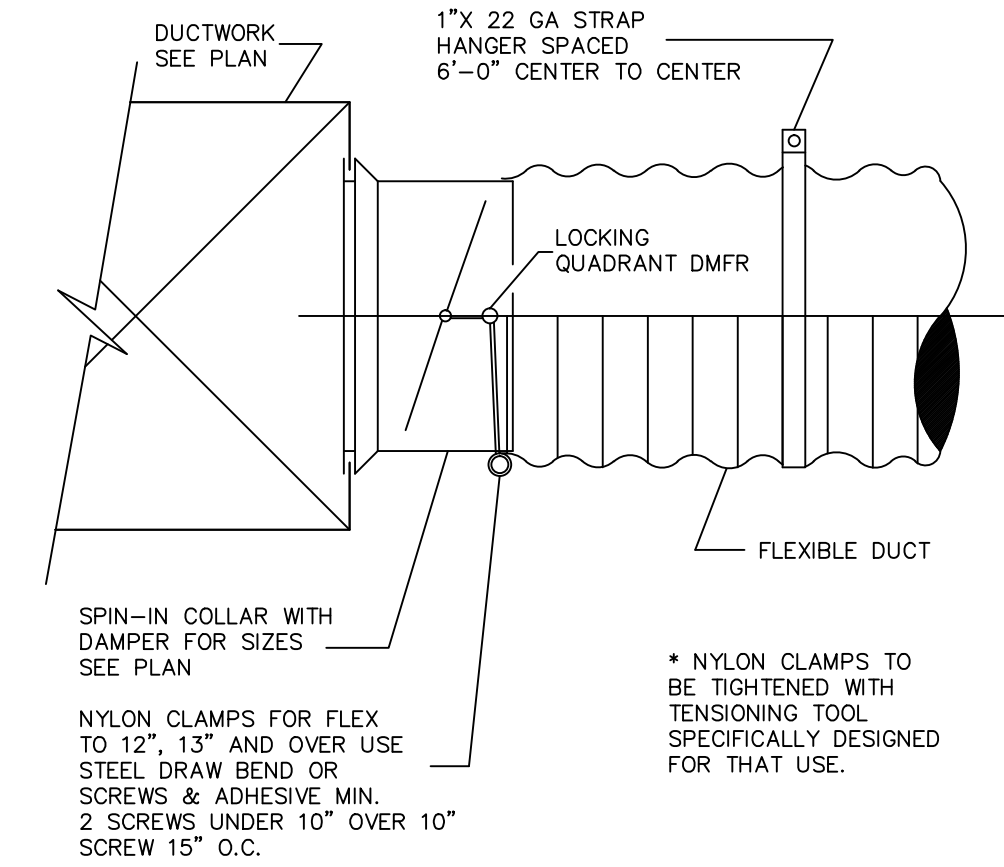
**PLUMBING NOTES**

- 1.ALL WORKMANSHIP AND MATERIALS SHALL BE IN STRICT ACCORDANCE WITH APPLICABLE LOCAL CODES, RULES AND ORDINANCES.
- 2.PLUMBING CONTRACTOR SHALL VISIT THE JOB SITE AND THOROUGHLY FAMILIARIZE HIMSELF WITH ALL EXISTING CONDITIONS.
- 3.ALL MATERIALS SHALL BE NEW.
- 4.REQUIRED INSURANCE SHALL BE PROVIDED BY THE PLUMBING CONTRACTOR FOR PROTECTION AGAINST PUBLIC LIABILITY AND PROPERTY DAMAGE FOR THE DURATION OF THE WORK.
- 5.PLUMBING CONTRACTOR SHALL SECURE AND PAY FOR ALL PERMITS, FEES, INSPECTIONS AND TESTS. PLUMBING CONTRACTOR TO OBTAIN PERMIT AND APPROVED SUBMITTALS PRIOR TO BEGINNING WORK OR ORDERING EQUIPMENT. PLUMBING CONTRACTOR MUST BE PRESENT FOR ALL INSPECTIONS OF HIS WORK BY REGULATORY AUTHORITIES.
- 6.DRAWINGS ARE DIAGRAMMATIC. DO NOT SCALE FOR THE EXACT LOCATION OF FIXTURES, PIPING AND EQUIPMENT.
- 7.ALL WORK SHALL BE COORDINATED WITH OTHER TRADES TO AVOID INTERFERENCE WITH THE PROGRESS OF CONSTRUCTION. REPORT ANY DISCREPANCY TO ENGINEER/ARCHITECT PRIOR TO BEGINNING CONSTRUCTION.
- 8.VERIFY LOCATION, SIZE, DIRECTION OF FLOW AND INVERTS OF ALL EXISTING UTILITIES PRIOR TO BEGINNING OF CONSTRUCTION. ADVISE ENGINEER OF ANY DISCREPANCIES.
- 9.DOMESTIC WATER PIPE SHALL BE TYPE "L" COPPER WITH NO LEAD SOLDER.
- 10.SANITARY & VENT PIPING SHALL BE CAST IRON.
- 11.DIELECTRIC COUPLINGS ARE REQUIRED BETWEEN ALL DISSIMILAR METAL IN PIPING AND EQUIPMENT CONNECTIONS.
- 12.ISOLATE COPPER PIPE FROM HANGER OR SUPPORTS WITH ISOLATOR PAD.
- 13.ALL FIRE RATED FLOOR AND WALL PENETRATIONS SHALL BE PROPERLY PROTECTED BY FILLING VOIDS BETWEEN PIPE AND WALL/FLOOR SLEEVES.
- 14.PLUMBING CONTRACTOR SHALL GUARANTEE ALL MATERIALS AND WORKMANSHIP FREE FROM DEFECTS FOR A PERIOD OF NOT LESS THAN ONE (1) YEAR FROM DATE OF ACCEPTANCE BY OWNER. CORRECTION OF ANY DEFECTS SHALL BE COMPLETED WITHOUT ADDITIONAL CHARGE AND SHALL INCLUDE REPLACEMENT OR REPAIR OF ANY OTHER PHASE OF THE INSTALLATION WHICH MAY HAVE BEEN DAMAGED.
- 15.PROVIDE ACCESS PANELS FOR ALL CONCEALED VALVES. ACCESS PANELS IN RATED WALLS MUST MAINTAIN THE SAME RATING AND MUST MATCH THE FINISH OF THE WALL IN WHICH IT IS INSTALLED.
- 16.PROVIDE CHROME PLATED COMBINATION COVER PLATE AND CLEAN OUT PLUG OR ACCESS PANEL FOR ALL WALL CLEAN OUT.
- 17.ALL CONTROL VALVES SHALL BE TAGGED AND MARKED. A REPRODUCIBLE DIAGRAM LOCATING ALL VALVES SHALL BE PROVIDED FOR OWNER/OPERATOR.
- 18.ALL CONDENSATE DRAIN PIPING SHALL BE SCH 40 PVC WITH 1/2" THICK TYPE "G" CELLULAR FOAM INSULATION, K=0.28 MINIMUM.
- 19.TEST DOMESTIC WATER TO HYDROSTATIC PRESSURE OF 100 PSI AND REMAIN LEAK FREE FOR 24 HOURS.PROVIDE ALL NECESSARY TEST EQUIPMENT. PERFORM TEST IN PRESENCE OF OWNER'S REPRESENTATIVE. ENTER TEST RESULTS IN GENERAL CONTRACTOR JOB LOG.STERILIZE WATER PIPING WITH SOLUTION CONTAINING NOT LESS THAN 50 PARTS PER MILLION OF CHLORINE AND ALLOW TO REMAIN IN SYSTEM FOR A PERIOD OF EIGHT (8)HOURS. FLUSH SYSTEM AFTER STERILIZATION. ALL COST FOR STERILIZATION AND EQUIPMENT SHALL BE PROVIDED BY THE CONTRACTOR.
- 20.PROVIDE 1" (R=4.0 MIN.) INSULATION FOR ALL HOT WATER LINES. PROVIDE TRAP WRAP FOR ALL ACCESSIBLE SINKS.
- 21.ALL FIXTURES MUST BE PROVIDED WITH READILY ACCESSIBLE STOPS AND APPROPRIATELY MARKED ACCESS PANELS. COORDINATE LOCATIONS WITH GENERAL CONTRACTOR PRIOR TO INSTALLATION.
- 22.PROVIDE ANGLE STOPS ON ALL WATER SERVICE LINES TO FIXTURES FOR INDIVIDUAL SHUTOFF.
23. THE DESIGN & INSTALLATION OF THE PLUMBING SYSTEM & ALL APPURTENANCES SHALL COMPLY STRICTLY WITH THE APPLICABLE PROVISIONS OF THE FLORIDA BUILDING PLUMBING CODE & THE LOCAL AMENDMENTS TO THE FLORIDA BUILDING PLUMBING CODE.

**FAN SCHEDULE**

MARK	CF-1
MANUFACTURER	GREENHECK
MODEL	SP-380
TYPE	CEILING
SERVICE	SERVER
CFM/S. P.	68/0.25
H. P.	FRACTIONAL
RPM	900
VOLTAGE/PH.	120/1

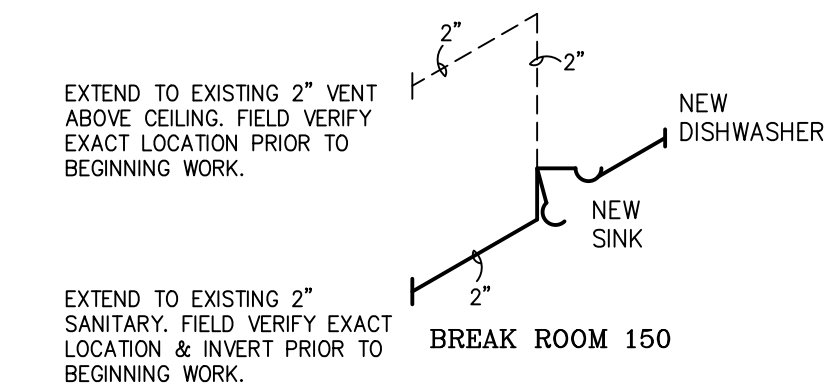
- NOTES:  
1. ALTERNATE ACCEPTABLE MANUFACTURER SHALL BE PANASONIC.



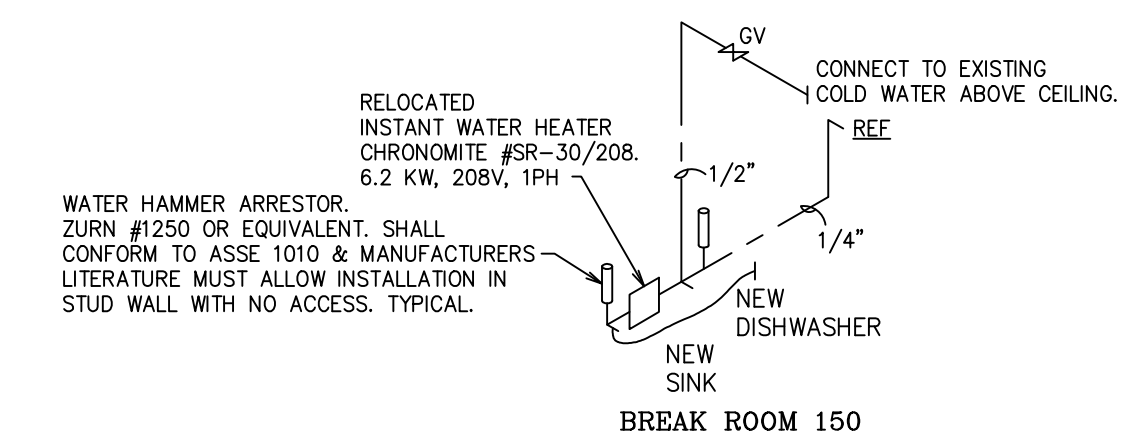
**DUCT TAKE-OFF DETAIL - NTS**

**PLUMBING FIXTURE SCHEDULE**

MARK	FIXTURE	DESCRIPTION	TRIM	REMARKS
1	DOUBLE SS SINK	ELKAY LRA03319-6 1/2"	ELKAY LK500 GOOSENECK FAUCET WITH LEVER ADA HANDLES. PROVIDE LK35 CUP STRAINERS.	DOUBLE STAINLESS STEEL SINK.



**SANITARY ISOMETRIC nts**



**WATER ISOMETRIC nts**

**ALAN STRASSLER ARCHITECTS, INC.**  
8895 NORTH MILITARY TRAIL, SUITE 201-D  
PALM BEACH GARDENS, FLORIDA 33410  
TELEPHONE: (561) 309-9017  
CERTIFICATE OF AUTHORIZATION #A26200810  
ALAN M. STRASSLER #7405

SEAL

**PROPOSED TENANT IMPROVEMENT FOR CLARK SKATOFF P.A.**  
3399 PGA BLVD., SUITE 450, PALM BEACH GARDENS, FL  
MECHANICAL DETAILS/NOTES/SCHEDULES  
SCALE AS NOTED

COPYRIGHT 2013 / ALAN STRASSLER ARCHITECTS, INC. / ALL RIGHTS RESERVED / UNAUTHORIZED REPRODUCTION OR MODIFICATION OF THESE PLANS OR DRAWINGS IS STRICTLY PROHIBITED

DATE: 3/12/13  
DRAWN BY: DRJ  
PROJ. NO.  
REVISED:

**J & C JONES & CONDE, LLC**  
4440 PGA BOULEVARD  
PALM BEACH GARDENS, FL 33410  
CERTIFICATE OF AUTHORIZATION #29783  
DAVID R. JONES, PE #41042  
TEL (561)309-9017  
EMAIL: david\_jones\_conde@bellsouth.net

SHEET:  
**M2**