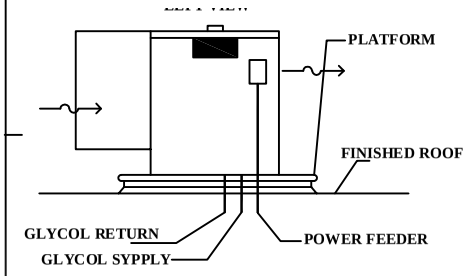

A / R-1 ELECTRICAL & PIPING CONNECTING SEQUENCE

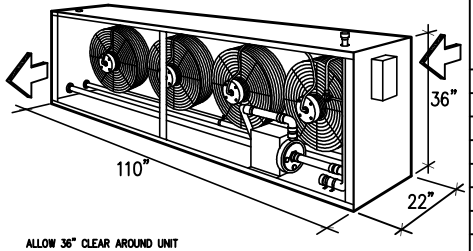

ALLOW 36" CLEAR AROUND UNIT
ESTIMATED WEIGHT: 900 LBS.

B / R-1 "GLYCO-PAK" MODEL GP-6

SYSTEM	ITEM	SOFT SERVER DESCRIPTION	QTY	MODEL NO.	CAPACITY BTUH	TOTAL HEAT OF REJECTION (BTUH)	GLYCOL PAK MODEL NO.	TOTAL HEAT OF REJECTION (BTUH)	FLUID VOLUME (GAL)	FLUID FLOW (GPM)	PUMP 230V/1PH/60 HZ HP	PUMP RLA	FAN/MOTOR 230V/1PH/60 HZ QTY	FAN/MOTOR HP	FAN/MOTOR RLA	LINE SIZE (IN O.DO.) SUPPLY	LINE SIZE RETURN	TOTAL AMPS
	1	SOFT SERVE (2 BARREL)	1															
	2	SOFT SERVE (2 BARREL)	1															
	3	SOFT SERVE (2 BARREL)	1															
	4	SOFT SERVE (2 BARREL)	1															
	5	SOFT SERVE (2 BARREL)	1															
	6	SOFT SERVE (2 BARREL)	1															
		COMBINATION TOTAL	6				GP-6	165,000	14	20	3/4	5.2	4	1/2	14	1 5/8	1 5/8	19.2

NOTES:
1)- LINE SIZE FOR 25' MAXIMUM RUN
2)- HEAT OF REJECTION @ 120 F. AMBIENT.
3)- USE MANFOLD SUPPLIED FOR PROPER CONNECTIONS
4)- FLUID VOLUME FOR 25' RUN ONLY
AIR COOLED: _X__ WATER COOLED

AIRDYNE REFRIGERATION
1304 E. Valnecia Drive
Fullerton,CA
Tel: (800)-487-3710
Fax: (714)-526-2911

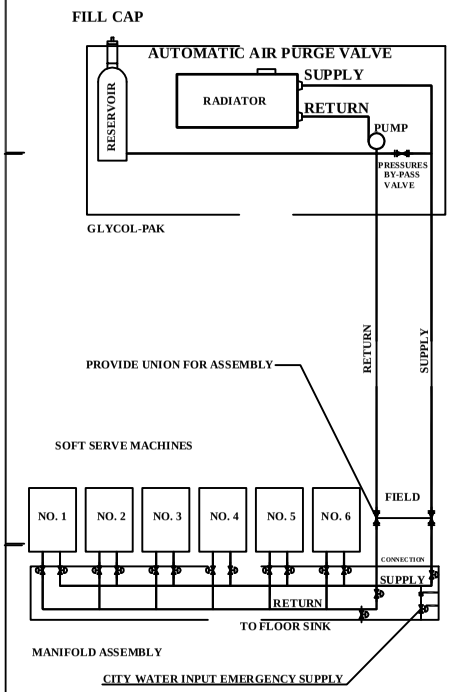

INSTALLATION NOTES:
1)- PROVIDE UNIONS FOR MANIFOLD ASSEMBLY.
2)- USE FUNNEL TO FILL THE RESERVOIR WITH 50/50 PROPYLENE GLYCOL-WATER (PROVIDED)

(CAUTION- WEAKER CONCENTRATIONS MAY FREEZE WITH FRIGID OUTDOOR TEMPERATURES)

E / R-1 CLOSED LOOP FIELD PIPING

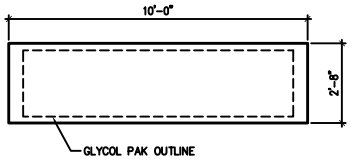

GENERAL CONTRACTOR TO PROVIDE LEVEL BUILT-UP PLATFORM AT CODE HEIGHT WITH WATER TIGHT GALVANIZED SHEET METAL CAP AND COLLAR SEAL UTILITY ACCESS WATERTIGHT AFTER COMPLETION OF TRADE SERVICES

C / R-1 PLATFORM DETAIL

SCALE: 1/2" = 1'-0"

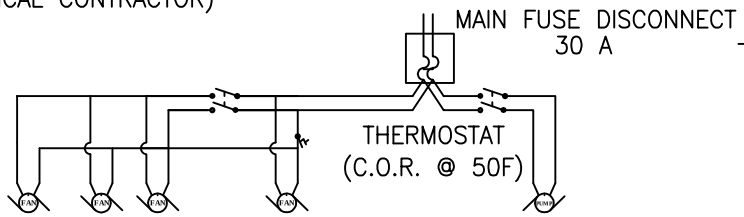

F / R-1 ELECTRICAL WIRING DIAGRAM

MANIFOLD ASSEMBLY FOR GP-6 THRU 12 MACHINE INSTALLATION

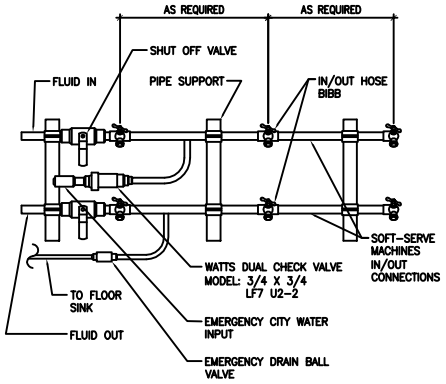

D / R-1 MANIFOLD (TYPICAL)

START-UP PROCEDURES

1. FILL THE SYSTEM PREMIXED WATER AND GLYCOL INTO THE RESERVOIR UNTIL TANK IS FULL (MAKE SURE ALL VALVES ARE OPEN EXCEPT THE EMERGENCY BALL VALVES)
2. PURGE THE AIR FROM ALL VENTS BY MANUAL BLEEDING.
3. OPERATE THE SYSTEM FOR ONE MINUTE ONLY
4. PURGE ALL VENTS MANUALLY.
5. OPERATE THE VENTS FOR ONE HOUR AND REPEAT THE MANUAL PURGING OF ALL VENTS.
6. REPEAT STEPS 4 AND 5 AFTER A FEW HOURS OF OPERATION.

ENGINEERING GUIDE SPECIFICATION
GLYCOL-PAK FLUID COOLING SYSTEM
FOR OUTDOOR INSTALLATION

THE GLYCOL-PAK SHALL BE A PRE-ENGINEERED AND FACTORY ASSEMBLED (UNIT AS MANUFACTURED BY AIRDYNE REFRIGERATION & AIR CONDITIONING DIVISION-IMS INDUSTRIES INC 1304 E. VALENCIA DRIVE - FULLERTON CA 92831 PHONE 714-526-2300, FAX 714-526-2911

CONTRACTOR SHALL FURNISH AND INSTALL WHERE SHOWN ON PLANS.(1) AIRDYNE U L APPROVED GLYCOL-PAK MODEL GP-6 WITH CONTROL PANEL, 230 V 1 PHASE, 60 HZ POWER SOURCE

1. CONSTRUCTION

THE PACKAGE SHALL BE A TOTALLY WEATHERPROOFED UNIT WITH DOOR PANEL ON FRONT SIDE.THE BASE SHALL BE MADE OF HEAVY DUTY STEEL WHILE THE ENCLOSURE AND SIDE PANELS SHALL BE GALVANIZED. THE ENTIRE IS TO BE PROTECTED AGAINST DUST AND CORROSION WITH MINIMUM OF 2 COATS PAINT.

2. CLOSED LOOP GLYCOL FLUID COOLER

A GLYCOL-PAK SYSTEM SHALL BE INSTALLED ON THE ROOF. THE FLUID SHALL CONSIST OF A HEAT TRANSFER COIL WITH FINS. PUMP. EXPANSION TANK PRESSURE BY-PASS VALVE.AUTOMATIC AIR PURGE VALVE CONTROL PANEL AND FAN MOTORS-ALL PREPIPED AND PREWIRED TO THE END OF THE CABINET.

3. CONTROL PANEL

SYSTEM SHALL BE PROVIDED WITH PRE-WIRED CONTROL PANEL FOR SINGLE POINT POWER CONNECTION WITH MAIN FUSED DISCONNECT CONTROL PANED SHALL INCLUDE THERMOSTATIC CONTROL FOR AUTOMATIC FAN SHUTDOWNS.

4. FLUID MANIFOLDS

TWO FLUIDS MANIFOLDS SHALL BE PROVIDED WITH SHUT-OFF VALVES AND EMERGENCY CITY WATER BY PASS VALVES FOR BACKUP IN CASE OF MALFUNCTION.

5. GLYCOL FLUID

A 50% PROPYLENE GLYCOL WATER SOLUTION SHALL ONLY BE USED (CAUTION DO NOT DILUTE FURTHER OR SYSTEM MAY FREEZE.

GENERAL CONSTRUCTION NOTES FOR TRADES

1. INSTALLING CONTRACTOR
   - A. CONTRACTOR SHALL VERIFY ALL DIMENSIONS AND COORDINATE WITH OTHER TRADES
   - B. CONTRACTOR SHALL PREPARE RAILS AND CUBED OPENINGS AND SHALL WEATHERPROOF THE SAME AFTER INSTALLATION OF EQUIPMENT.
   - C. CONTRACTOR SHALL PROVIDE TYPE "L" COPPER PIPING FOR FLUID COOLER PACKAGE; INSTALL MANIFOLD ASSEMBLY AND PROVIDE UNION AT FIELD CONNECTIONS; TIGHTEN ALL SHUT-OFF VALVES AND CHECK FOR LEAKS BEFORE CLOSING THE WALL.
   - D. ALL PLUMBING INSTALLATION SHALL BE IN ACCORDANCE WITH STATE AND LOCAL CODES.
2. ELECTRICAL CONTRACTOR
   - A. CONTRACTOR SHALL PROVIDE POWER FOR FLUID COOLER PACKAGE.
   - B. ALL ELECTRICAL WIRING AND INSTALLATION SHALL BE IN ACCORDANCE WITH THE WIRING DIAGRAM AND LOCAL CODES.

JOB TITLE XXXXXX
JOB ADDRESS XXXXXX

NO.	DATE	REVISIONS

ALL IDEAS, DESIGNS, AND ARRANGEMENTS INDICATED ON THESE DRAWINGS ARE THE PROPERTY OF AIR DYNE AND WERE DESIGNED TO BE USED IN CONNECTION WITH SPECIFIC PROJECT. THEY ARE NOT TO BE DISCLOSED, NOT TO BE USED FOR ANY PURPOSE, EXCEPT WITH THE WRITTEN CONSENT OF AIR DYNE. THESE SHALL BE TO BINDING OR ESTOPPING FROM DOING SUCH. THE REPRODUCTION OF DRAWINGS FROM THESE DRAWINGS AS THE ACCOMPANYING SPECIFICATIONS WITHOUT THE WRITTEN CONSENT OF THE AIR DYNE.

DATE	ISSUED FOR

SHEET TITLE
GLYCOL-PAK PLAN
(GP-6)

Drawn By: Marcos
Checked By:
Job No:
Date: 09/08/10
Scale: SHOWN

SHEET NO.
GP-6