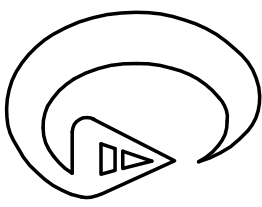


birse design inc + architecture + interior design + planning

5300 woodland lakes drive  
palm beach gardens, fl 33418  
phone 561-249-4001  
fax 772-409-8684  
AA26001615

MECHANICAL ENGINEER / ELECTRICAL / PLUMBING



**Gilman & Associates**  
MECHANICAL & ELECTRICAL ENGINEERS

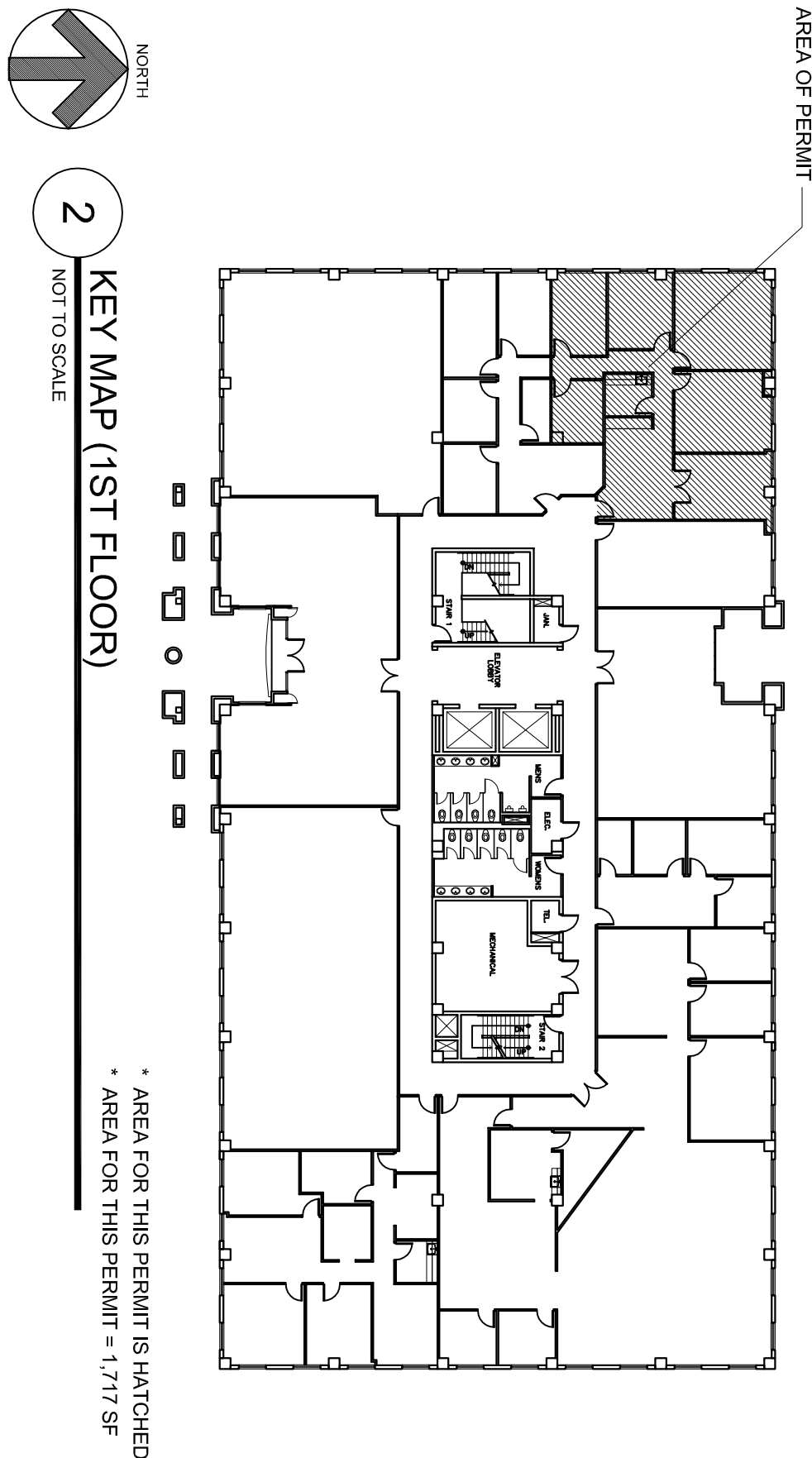
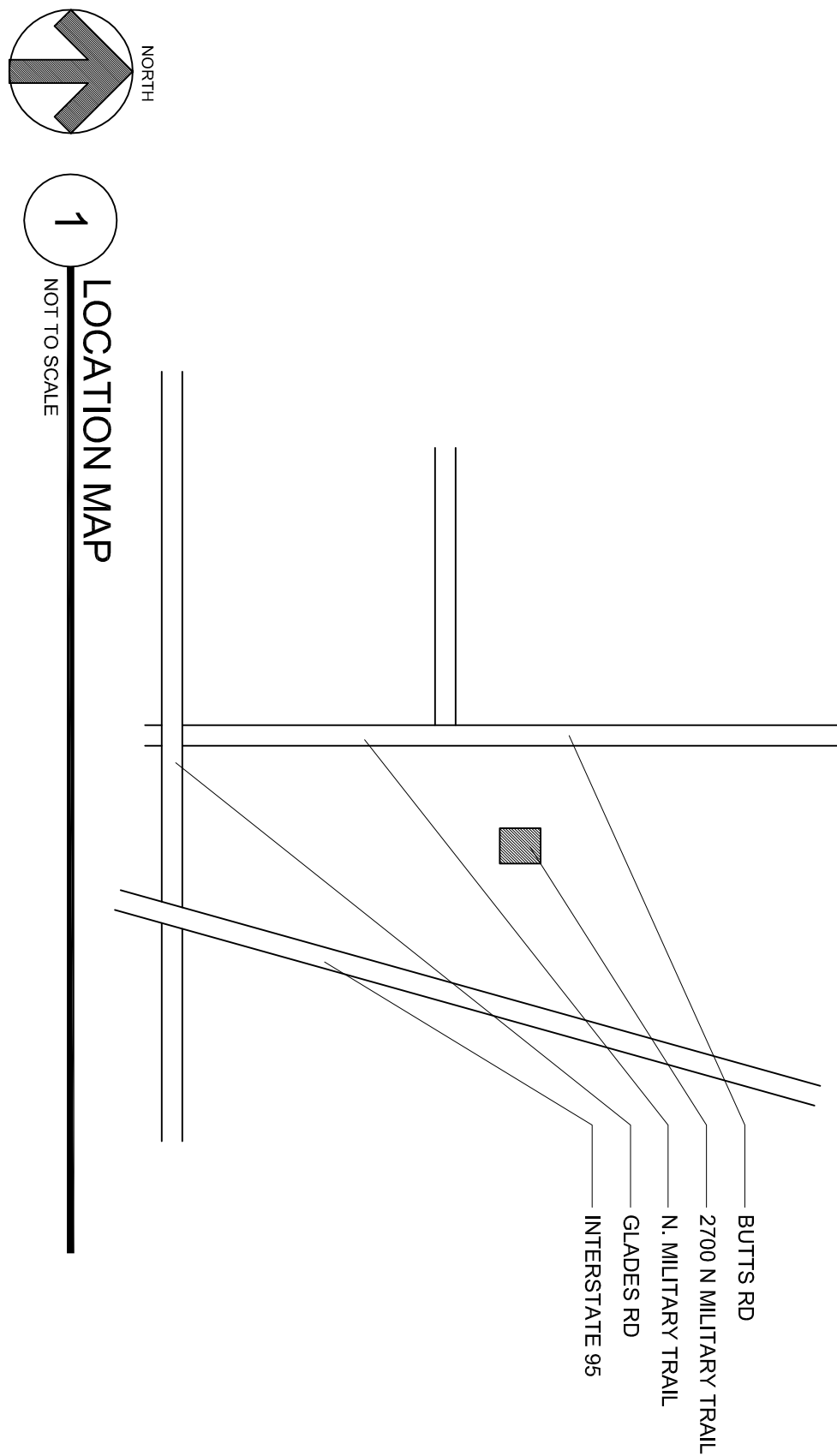
129 N. FEDERAL HWY.  
SUITE 211  
LAKE WORTH, FL 33460  
(561) 582-0210  
P.E. 37933

SYMBOL INDEX:

- ADMIN. \_\_\_\_\_ ROOM NAME  
108 \_\_\_\_\_ ROOM NUMBER
- A \_\_\_\_\_ DOOR MARK/NUMBER
- 1 \_\_\_\_\_ WINDOW MARK/NUMBER
- 1/24 \_\_\_\_\_ WALL SECTION/SHEET NUMBER
- 3/24 \_\_\_\_\_ BUILDING SECTION/SHEET NUMBER
- 3/24 \_\_\_\_\_ ELEVATION TARGET/SHEET NUMBER
- 1/24 \_\_\_\_\_ DETAIL NUMBER/SHEET NUMBER
- 8'-6" \_\_\_\_\_ CEILING HEIGHT
- E.E. \_\_\_\_\_ FIRE EXTINGUISHER
- ✉ \_\_\_\_\_ 2x4 FLUORESCENT LIGHT FIXTURE
- ⊕ \_\_\_\_\_ WALL MOUNTED LIGHT FXTURE
- ⊙ \_\_\_\_\_ RECESSED LIGHT DOWN FIXTURE

COPYRIGHT NOTE:

THESE PLANS AND SPECIFICATIONS PREPARED BY BIRSE DESIGN, INC. AND ARE INSTRUMENTS OF SERVICE THAT ARE PROTECTED BY COPYRIGHT LAW. THEY MAY NOT BE REPRODUCED IN WHOLE OR IN PART WITHOUT APPROVAL FROM BIRSE DESIGN, INC. AND MAY NOT BE USED IN SUBSEQUENT PROJECTS WITHOUT APPROVAL FROM BIRSE DESIGN, INC. THE DRAWINGS AND SPECIFICATIONS REMAIN THE PROPERTY OF BIRSE DESIGN, INC.



PROJECT DATA:

- PROJECT ADDRESS: FOUNTAIN SQUARE  
2600 N. MILITARY TRAIL #205  
BOCA RATON, FL
- EXISTING BUILDING IS TYPE II "B"
- EXISTING BUILDING IS A 4 STORY BUILDING
- EXISTING BUILDING CLASSIFICATION IS GROUP "B"
- LEVEL 2 ALTERATION PER EXISTING BUILDING CODE 2010\*
- 2ND FLOOR IS A MULTI TENANT FLOOR
- PROPOSED SUITE #205 = 1,177 SF
- SEE LIFE SAFETY NOTES FOR OCCUPANCY INFORMATION

PROJECT NOTES:

- 1.
- 2.
- 3.
- 4.
- 5.
- 6.
- 7.
- 8.
- 9.
- 10.
- 11.
- 12.
- 13.
- 14.
- 15.
- 16.
- 17.
- 18.

INDEX OF SHEETS:

- T TITLE SHEET
- ARCHITECTURAL SHEETS
  - A-1 FLOOR/CEILING PLANS
  - A-2 DETAIL SCHEDULES
- MECHANICAL/ELECTRICAL/PLUMBING SHEETS
  - M-1 HVAC PLANS
  - M-2 HVAC NOTES
  - P-1 PLUMBING
  - E-1 POWER PLANS
  - E-2 LIGHTING PLANS
  - E-3 ELECTRICAL NOTES
  - F-1 FIRE PROTECTION

REFERENCE STANDARDS:


THIS PROJECT IS DESIGNED IN ACCORDANCE WITH THE FOLLOWING CODES:

1. THE FLORIDA BUILDING CODE (FBC), 2010 (BUILDING, MECHANICAL, PLUMBING, FUEL GAS, EXISTING BUILDING).
2. NATIONAL ELECTRIC CODE (NEC), 2011 EDITION.
3. FLORIDA FIRE PREVENTION CODE, 2010 EDITION.
4. NATIONAL FIRE PROTECTION ASSOCIATION (NFPA) 101, LIFE SAFETY CODE, 2009 EDITION.
5. NATIONAL FIRE PROTECTION ASSOCIATION (NFPA) 1, UNIFORM FIRE CODE, 2009 EDITION.

GENERAL NOTES:

1. THE CONTRACTOR SHALL, AS A PART OF THIS CONTRACT, FURNISH ALL MATERIALS, LABOR, TOOLS, EQUIPMENT, TRANSPORTATION, AND INSURANCE NECESSARY TO PROPERLY EXECUTE AND COMPLETE THE WORK ACCORDING TO THE PLANS AND SPECIFICATIONS.
2. THE CONTRACTOR IN THE WORK OF ALL TRADES SHALL PROTECT ALL EXISTING BUILDING AND PROPERTY FROM DAMAGE CAUSED BY THE ACTIVITIES OF THE CONTRACTOR AND SUBCONTRACTORS. THE CONTRACTOR SHALL REPAIR AND RESTORE THE JOB SITE AND SURROUNDING AREAS TO ITS ORIGINAL CONDITION. OWNER TO VERIFY SATISFACTION.
3. THE CONTRACTOR SHALL VISIT THE JOB SITE TO VERIFY ALL EXISTING CONDITIONS PRIOR TO BID. CONTRACTOR TO NOTIFY ARCHITECT OF ANY DISCREPANCIES/INCONSISTENCIES OR OMISSIONS BEFORE PROCEEDING WITH ANY WORK.
4. THE CONTRACTOR SHALL MAKE NO CHANGES TO THE CONSTRUCTION DRAWINGS WITHOUT WRITTEN APPROVAL FROM THE ARCHITECT.
5. ALL CONSTRUCTION SHALL CONFORM WITH THE LATEST CODES AND ORDINANCES.
6. THESE CONSTRUCTION DOCUMENTS ARE DIAGNOSTIC AND ARE TO CONVEY DESIGN INTENT. IT IS NOT THE INTENT OF THESE CONSTRUCTION DRAWINGS TO SHOW ALL DETAILS OF THE EXISTING CONDITIONS. THE CONTRACTOR SHALL VISIT THE SITE TO VERIFY DIMENSIONS PRIOR TO COMMENCING CONSTRUCTION.
7. EACH CONTRACTOR SHALL ESTABLISH AND VERIFY ALL OPENINGS AND INSERTS FOR MECHANICAL, ELECTRICAL, AND PLUMBING WITH THE APPROPRIATE TRADES.
8. ALL INDICATED UTILITY AND SUB-IN LOCATIONS ARE FOR REFERENCE ONLY. THE EXACT LOCATIONS SHALL BE VERIFIED ON THE JOB SITE.
9. THE CONTRACTOR SHALL BE RESPONSIBLE FOR COORDINATING WITH ENGINEERING AND THE ARCHITECTURAL DRAWINGS FOR THE ACTUAL PLACEMENT OF THE WORK RELATIVE TO FIELD CONDITIONS.
10. THE CONTRACTOR SHALL BE RESPONSIBLE FOR THE OBTAINING INSTALLATION REQUIREMENTS FOR ALL BUILT-IN APPLIANCES, FIXTURES, AND EQUIPMENT. VERIFY EXACT ROUGH-IN DIMENSIONS AND NOTIFY ARCHITECT OF ANY DISCREPANCIES PRIOR TO ROUGH-IN FRAME.
11. THE COST OF ADDITIONAL DESIGN WORK DUE TO ERRORS OR OMISSIONS IN CONSTRUCTION SHALL BE BORNE BY THE RESPECTIVE CONTRACTOR.
12. DETAILS ON THE STRUCTURAL DRAWINGS (IF PROVIDED) ARE TYPICAL. VERIFY ALL DIMENSIONS WITH THE STRUCTURAL DRAWINGS.
13. CONTRACTOR TO BE RESPONSIBLE FOR CHECKING STRUCTURAL CALCULATIONS FOR SPECIFIC REQUIREMENTS OF STRUCTURAL CONNECTIONS. SUBMIT STEEL TRUSS CALCULATIONS AND SHOP DRAWINGS OF ALL STRUCTURAL STEEL AND MISCELLANEOUS METAL FABRICATION BEFORE COMMENCING FABRICATION.
14. BIRSE DESIGN, INC. SHALL IN NO WAY BE RESPONSIBLE FOR THE CONSTRUCTION MEANS, METHODS, TECHNOLOGIES, SEQUENCES OR PROCEDURES, OR FOR SAFETY PRECAUTIONS AND PROGRAMS IN CONNECTION WITH THE WORK. (THESE ARE SOLELY THE CONTRACTORS RESPONSIBILITY UNDER THE CONTRACT FOR CONSTRUCTION).
15. EACH CONTRACTOR SHALL PROVIDE ALL NECESSARY TEMPORARY BRACING, SHORING, GUYING, OR OTHER MEANS TO AVOID EXCESSIVE STRESSES AND TO HOLD STRUCTURAL ELEMENTS ASSOCIATED WITH WORK IN PLACE DURING CONSTRUCTION.
16. PROVIDE PORTABLE FIRE EXTINGUISHERS DURING CONSTRUCTION AS REQUIRED BY LOCAL CODES.
17. SPRINKLER SYSTEM: INSTALL FULL BUILDING SPRINKLER SYSTEM IN COMPLIANCE WITH THE REQUIREMENTS OF NFPA 13. SHOP DRAWINGS MUST BE APPROVED BEFORE INSTALLATIONS. PROVIDE OWNER WITH 2 COPIES OF PERMIT SETS.
18. ALL CONTRACTORS AND SUBCONTRACTORS SHALL BE RESPONSIBLE FOR MEETING THE REQUIREMENTS OF ALL CURRENT APPLICABLE BUILDING CODES AND ENFORCEMENT AGENCIES. FIRE MARSHALL, OR ANY OTHER BUILDING CODE ENFORCEMENT OFFICER AT NO EXTRA COST TO THE OWNER. NOTIFY THE ARCHITECT IN WRITING OF ANY DISCREPANCIES PRIOR TO SUBMITTING A BID FOR THE PROJECT.

1. ALL PERMITS AND FEES FOR ALL
  - 1. BUILDING AND TRADE PERMITS.
  - 2. ALL ACCESSORY AND SITE IMPROVEMENT PERMITS.
2. ALL FILL REQUIRED TO MEET MINIMUM FINISHED FLOOR SLAB ELEVATION
3. WATER METER PICK-UP AND METER DEPOSITS - OWNER RESPONSIBILITY
4. LOCAL PHONE & CABLE TV - OWNER RESPONSIBILITY
5. SOIL, CONCRETE AND ANY OTHER NECESSARY TESTING.
6. ENGINEERING STAKE OUTS AND SURVEYS INCLUDING FINAL TIE-IN SURVEY.
7. CLEARING, GRUB, AND SITE PREPARATION, INCLUDING GRADING.
8. ALL BIDDERS AND THEIR SUBCONTRACTORS SHALL BE CURRENTLY LICENSED IN THE STATE OF FLORIDA.
9. THE OWNER RESERVES THE RIGHT TO REJECT ANY BIDS.
10. THE G.C. SHALL PROVIDE AN ESTIMATE OF TIME FOR COMPLETION.
11. THE GENERAL CONTRACTOR SHALL PROVIDE PROOF OF INSURANCE FOR ALL SUBCONTRACTORS AND EMPLOYEES. THE INSURANCE SHALL BE MAINTAINED THROUGHOUT THE PROJECT AND COVERED BY THE OWNER FOR ALL EMPLOYEES EITHER DIRECTLY EMPLOYED BY THE GENERAL CONTRACTOR OR BY HIS SUBCONTRACTORS.
12. THE CONTRACTOR SHALL CLEARLY LIST ANY WORK NOT INCLUDED IN HIS BID.
13. PROVIDE FIRE DEPARTMENT KNOX BOX ADJACENT TO FRONT DOOR OF BLDG.
14. PROVIDE TWO COPIES OF PERMIT SET TO OWNER.
15. PROVIDE TWO COPIES OF PERMIT SET TO OWNER.



birse design inc.

5300 woodland lakes drive  
palm beach gardens, fl 33418  
phone 561-249-4001  
fax 772-409-8684  
AA26001615

ALEEN S BIRSE  
AA260279

COURT CASUAL

FOUNTAIN SQUARE  
2600 N MILITARY TRAIL #205  
BOCA RATON, FL

PROJECT NUMBER 260015

REVISIONS

1. \_\_\_\_\_
2. \_\_\_\_\_
3. \_\_\_\_\_
4. \_\_\_\_\_
5. \_\_\_\_\_



THESE PLANS AND SPECIFICATIONS PREPARED BY BIRSE DESIGN, INC. AND ARE INSTRUMENTS OF SERVICE THAT ARE PROTECTED BY COPYRIGHT LAW. THEY MAY NOT BE REPRODUCED IN WHOLE OR IN PART WITHOUT APPROVAL FROM BIRSE DESIGN, INC. AND MAY NOT BE USED IN SUBSEQUENT PROJECTS WITHOUT APPROVAL FROM BIRSE DESIGN, INC. THE DRAWINGS AND SPECIFICATIONS REMAIN THE PROPERTY OF BIRSE DESIGN, INC.

DRAWN BY ASB

CD

02/04/13

T