








MECHANICAL FLOOR PLAN - 1ST FLOOR
 SCALE: 1/4" = 1'-0"

MECHANICAL KEY NOTES:

1. REFERENCE SHEET M2.2 - 2ND FLOOR MECHANICAL PLAN FOR CONTINUATION OF DUCT WORK.
2. PROVIDE NEW VOLUME DAMPER.



 AA 0003414
 2047 vista parkway, suite 100
 west palm beach, florida 33411 ph: 561.478.4457 fx: 561.478.4102

Tenant Improvement for:
SUITE 101
 Gardens Park of Commerce - Building 3
 Palm Beach Gardens, FL

commission	212031
date:	5-29-12
revision	date
no. 	7-26-12
	
	
	
	
	

drawing **M1.1**

copyright 2012


CONSULTING ENGINEERS
 MECHANICAL | ELECTRICAL | PLUMBING | FIRE PROTECTION
 www.rgdengineers.com
 MADE IN THE USA

1232 INDIANTOWN RD., SUITE 104, JUPITER, FL 33458 (561) 743-0161
These Drawings are NOT VALID for any purpose which requires the original signature and seal of the engineer unless the original signature and seal are affixed.
Drawings not signed and sealed by the engineer shall not be submitted to any authority or used for any purpose where signed and sealed documents are required.

ROBERT DAVENPORT P.E.
 FLORIDA P.E. NO. 31922
 CERT. OF AUTH. 0684
 MECHANICAL ENGINEER
 DATE: 7.26.2012

THE CONTENTS OF THESE DOCUMENTS, INCLUSIVE OF THE DESIGN ARE COPYRIGHTED AND PROPRIETARY. THE ARCHITECT SHALL USE ALL LEGAL AGENCIES AVAILABLE TO PROTECT SAID COPYRIGHT. ANY USE NOT AUTHORIZED IS WRITING BY THE ARCHITECT IS PROHIBITED.